

Yamaha snare drum stands provide solid support with a wide range of height and angle adjustment. Thick hard rubber cradle arm covers give firm support and stop unwanted movement. Oversize rubber feet keep the stand firmly in place.

Rubber Arm Covers

Thick rubber cradle arm covers grip the snare firmly while absorbing shock and bound.

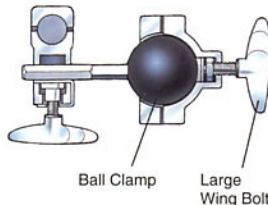
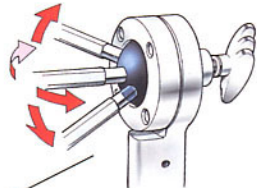
Four Rubber Arms

The SS940 offers four arms to provide easy setting and eliminate interference between the arms and the strainer. (SS940)

Easy to adjust knob

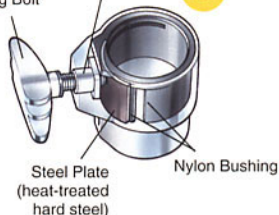
Angle Adjustment Tilter

Easy to set at any angle, the tilter's non-slip design firmly holds the angle in place. The SS940 uses Yamaha's original ball clamp design for quicker and more flexible adjustment.



Tight & Secure

Wing Bolt Steel Nut



New Snare Basket

This design keeps the center of the snare more inline with the stand, which prevents vibration and shifting of the stand during performance. (SS840)



Big Rubber Feet

In addition to the wide stance legs, big rubber feet supply maximum non-slip grip to keep the stand in place.



	SS940	SS840	SS740	SS650	SS652
Available Height Range	45 - 61cm	45 - 63cm	45 - 61cm	43 - 62cm	43 - 62cm
Rubber Arms	4 Arms	3 Arms	3 Arms	3 Arms	3 Arms (for 12" Snare Drum)
Ball Clamp Tilter (Angle Adjustment)		—	—	—	—
Big Rubber Feet				(Normal)	(Normal)
Leg Design	3 Double Braced Legs	3 Double Braced Legs	3 Single Braced Legs	3 Single Braced Legs	3 Single Braced Legs